

iips  
ओजस्व रोजो ह्यविधयाः  
2024 - 25



**CLASS- II**



SUMMER

HOLIDAY  
HOMEWORK

NAME: \_\_\_\_\_

SECTION: \_\_\_\_\_



## General Instructions For Students

- Try to do your Holiday Homework by yourself.
- Writing should be very good and neat.
- Do all work under the guidance of your parents and guardians.
- Pay special attention towards your health.
- Drink plenty of juice and water to avoid dehydration.
- Make hand wash and hygiene a part of your routine.
- It's the perfect time to enhance your speaking skills and vocabulary by conversing in English with your family and siblings.
- A beautiful handwriting make good impression. Practice one page of English and Hindi handwriting daily.
- Go out and play because sports generate sporting spirits, channelize energies constructively.
- Don't play in the sunshine or on hot places.
- Spend quality time with your family.
- Holiday Homework must be submitted till, **July 10<sup>th</sup>,2024** to the respective class teachers.



# Let's Start

Look at the picture. Answer the questions.



1. How many animals do you see? \_\_\_\_\_

2. Circle the animals you see.

tiger

elephant

bear

butterfly

tortoise

squirrel

rabbit

bird

fox

3. How many vowels are there in the word SQUIRREL? \_\_\_\_\_

4. How many consonants are there in the word ELEPHANT? \_\_\_\_\_

# fruit word search















1. Write the name of the fruit in the space provided.
2. Find the word in the word search puzzle.  
(Words only run across and down.)

s	t	r	a	w	b	e	r	r	y
o	r	a	n	j	e	p	e	a	r
r	m	e	h	o	a	e	w	n	a
a	b	a	b	a	n	a	n	a	p
n	x	p	a	i	r	c	e	y	p
g	r	a	p	e	s	h	k	a	l
e	p	i	n	e	a	p	p	l	e



# Opposite Words

Draw a line to match each picture with its opposite.

fast		●	●		cold
long		●	●		back
hot		●	●		night
front		●	●		slow
full		●	●		sad
day		●	●		short
happy		●	●		empty

# NOUN

Look at the picture and write the noun words into the correct categories.



Doctor



Singer



Beach



Table



Ball



Monkey



Cat



Airport



Books



Farm



Horse



Teacher

**Person**

**Things**

**Places**

**Animals**

1.

1.

1.

1.

2.

2.

2.

2.


3.

3.

3.

3.

वर्ग पहेली में से सभी महीनों के नाम ढूँढिए।



जु	मा	र्च	अ	ग	स्त	ड
ला	ड	ट	अ	क्तू	ब	र
ई	सि	त	म्ब	र	ल	फ
अ	ह	जू	न	क	प	र
प्रै	म	न	व	म्ब	र	व
ल	दि	स	म्ब	र	म	री
ड	ज	न	व	री	ई	ज





# चित्र को देखकर वाक्य पूरे करो।

1. अमन



\_\_\_\_\_ करा।

2. राधा



\_\_\_\_\_ चखा।

3. नमन



\_\_\_\_\_ मत पटका।

4. बाज़ार जाकर



\_\_\_\_\_ ला।

5.



\_\_\_\_\_ जलाकर खाना बना।

6. आकाश



\_\_\_\_\_ ला।

7. राम



\_\_\_\_\_ जा।

8. पलक



\_\_\_\_\_ लाई।

# एक और अनेक

बच्चों आओ 'ए' की मात्रा लगाकर एक चीज़ से अनेक चीज़ें बनाते हैं।



एक

अनेक

केला



केले

1. बेटा



2. लड़का



3. ताला



4. तारा



5. सारा



6. हमारा



7. मेरा



8. जूता

















9. गमला





Count each object in the picture and write its numeral and number name. Colour the picture.



	<input type="text" value="4"/>	Four		<input type="text"/>	
	<input type="text"/>			<input type="text"/>	
	<input type="text"/>			<input type="text"/>	
	<input type="text"/>			<input type="text"/>	
	<input type="text"/>			<input type="text"/>	
	<input type="text"/>			<input type="text"/>	
	<input type="text"/>			<input type="text"/>	

**Q1. Complete the following questions from the given hints:-**

162	328	273	184
680	204	127	95
755	827	951	616

**In the table, Can you find?**





A number between 100 and 150	
A number between 900 and 1000	
A number smaller than 100	
A number between 300 and 400	
A number that has 6 tens	
A number that has 5 ones	
A number that has 6 hundreds.	
A number that has 2 digits the same.	
A number with no tens	

**Q2. Write the smallest and greatest number in each set and Arrange them in Ascending order:-**



	Smallest	Greatest	Ascending order
1,3,5,4			
3,0,7,2			
9,8,5,1			
6,7,4,0			
5,9,2,1			
3,6,10,8			



Let  = 1    = 2    = 3   and    = 4.

Add and write.



1.



4


4.




7.




2.




5.




8.



3.



6.




**A NOTE FOR THE EDUCATOR**

This activity exposes children to two-step processes - a) equating a shape with a number, and b) adding the numbers. The ability to do mental math is an important life skill. It not only improves number sense but also helps children understand the relationship between different quantities.


Add the following.

**4 +**




$2 = 6$   
 $3 = \square$   
 $5 = \square$   
 $1 = \square$

**6 +**




$2 = \square$   
 $1 = \square$   
 $3 = \square$   
 $4 = \square$

**3 +**




$4 = \square$   
 $3 = \square$   
 $6 = \square$   
 $5 = \square$

**2 +**




$8 = \square$   
 $6 = \square$   
 $4 = \square$   
 $2 = \square$

**1 +**



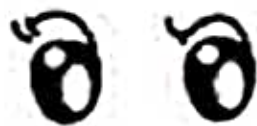
$8 = \square$   
 $6 = \square$   
 $4 = \square$   
 $2 = \square$

**5 +**




$3 = \square$   
 $4 = \square$   
 $5 = \square$   
 $2 = \square$

**I have**



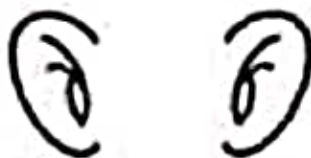
**eyes**

**I have**




**mouth**

**I have**




**ears**

**I have**




**fingers**

**I have**




**legs**

**I have**



**arms**

**I have**



**toes**

**I have**



**nose**

**1 2 3 4 5 6 7 8 9 10**



# CLASSIFYING ANIMALS

Drag and drop the animals in their appropriate habitat!



DOG



WHALE



BIRD



CAT



LION



FISH



MONKEY



CRAB



OCTOPUS



EAGLE



ELEPHANT




PIG

LAND	WATER	TREE

Match the clothes to the weather




Fill Colour according to the key.



- 1- Pink
- 2- Yellow
- 3- Green
- 4- Red
- 5- Black

# Colour the Picture

---



INDIA INTERNATIONAL PUBLIC SCHOOL  
CRAFT – PULSES AND RICE PASTING  
SESSION (2024-25)

NAME - \_\_\_\_\_

CLASS- \_\_\_\_\_

